



# Creative Pools and Leisure – Pool Liner Order Form

**CREATIVE POOLS**  
& LEISURE LTD

Name \_\_\_\_\_

Address \_\_\_\_\_

Postcode \_\_\_\_\_

Ph No. \_\_\_\_\_

Email \_\_\_\_\_

## 1. Liner Pattern Choice:

Tile band

Wall

Floor

## 2. Corners Style:

Square

Mitre  X = .....

Radius  .....



## 3. Is There a Wall to Floor Radius?

No

Yes

## 7. Pool Dimensions (Imperial)

<b>A</b>	Length	
<b>B</b>	Width	
<b>C</b>	Min Depth	
<b>D</b>	Max Depth	
<b>E</b>	Back Batter	
<b>F</b>	Deep End Floor/Slope	
<b>G</b>	Floor Slope	
<b>H</b>	Shallow end breakover	
<b>J</b>	Batter sides	
<b>K</b>	Batter Centre	

## 4. Fixing Type

Beaded

Overlap

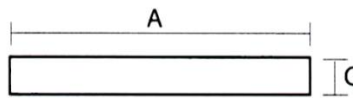
## 5. Service Level

Gold

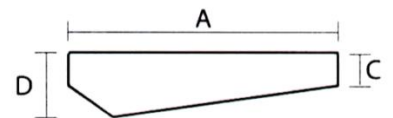
Platinum

## 6. Pool Type

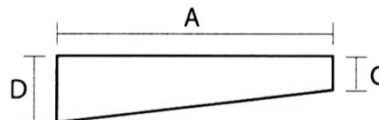
Level Bottom



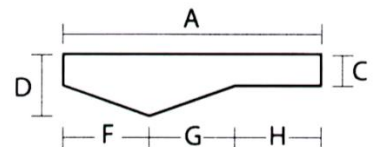
Wedge



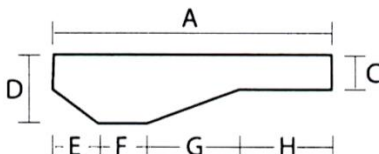
Constant Slope



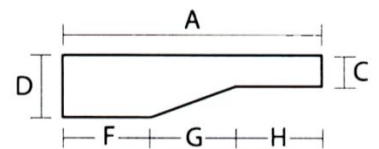
Special Slope 1



Hopper



Special Slope 2



- Please make sure you have completed all sections of the form.
- Please make sure your contact details are correct.
- Please return this form via email to: [info@creativepoolsandleisure.co.uk](mailto:info@creativepoolsandleisure.co.uk)

**Gold Service:** - The customer does a self-measure of their pool. The customer is responsible for organising the pool liner installation. Creative Pools Orders the pool liner only.

**Platinum Service:** - The customer does a self-measure of their pool. Creative Pools and Leisure are responsible for organising the pool liner installation. Creative Pools Orders and installs the pool liner.